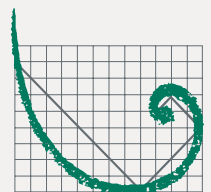




Photomontage 130m High Wind Turbines



Photomontage 150m High Wind Turbines



ERM

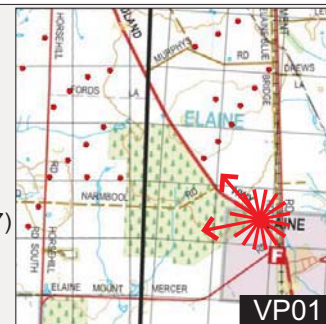
World Trade Centre
Level 3, Tower 3
18-38 Siddeley Street, DOCKLANDS
VICTORIA 3005 AUSTRALIA
Telephone +61 3 9696 8011
Facsimile +61 3 9696 8022
www.erm.com

Environmental Resources Management Australia

Location data reference:
Grid Datum: MGA94 Zone 55

Easting: 237736
Northing: 5815487
Elevation: 396m

Distance to nearest turbine: 1370m (ESWT17)



Revision No: -

Lal Lal Windfarm



For: West Wind Energy
Viewpoint 01
Elaine - Midland Highway: South-West to West

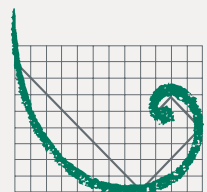
Project No: 0058176	Date: 07/12/10
Drawing No: VP01 - A	Drawn by: KG
Revision No: 0	Reviewed by: HB



Photomontage 130m High Wind Turbine



Photomontage 150m High Wind Turbine



ERM

World Trade Centre
Level 3, Tower 3
18-38 Siddeley Street, DOCKLANDS
VICTORIA 3005 AUSTRALIA
Telephone +61 3 9696 8011
Facsimile +61 3 9696 8022
www.erm.com

Environmental Resources Management Australia

Location data reference:
Grid Datum: MGA94 Zone 55

Easting: 237736
Northing: 5815487
Elevation: 396m

Distance to nearest turbine: 1370m (ESWT17)



Revision No: -

Lal Lal Windfarm



For: West Wind Energy
Viewpoint 01
Elaine - Midland Highway: West to North-West

Project No: 0058176	Date: 07/12/10
Drawing No: VP01 - B	Drawn by: KG
Revision No: 0	Reviewed by: HB